



Prévenir les désordres,
améliorer la qualité
de la construction

PÔLE PRÉVENTION
CONSTRUCTION

MÉMO CHANTIER®

ENVELOPPES ET REVÊTEMENTS EXTÉRIEURS

RELEVÉS D'ÉTANCHÉITÉ NON ISOLÉS TERRASSES BÉTON

ÉTAT DU
SUPPORT

CISAILLEMENT


MÉTÉO

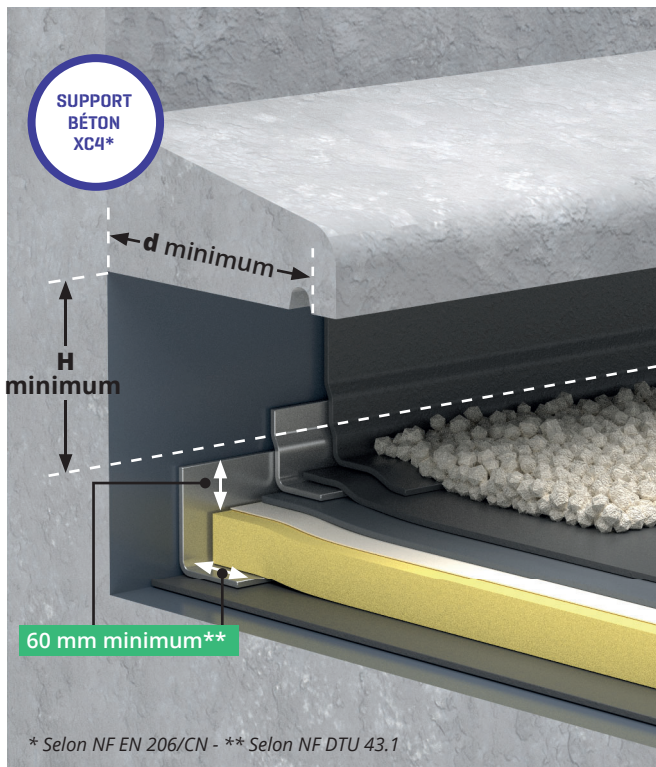
SÉCHAGE

ENTRETIEN

COMPATIBILITÉ

IMPRÉGNATION
HOMOGÈNE





H mm	100	150	250
-----------	-----	-----	-----

Selon NF DTU 20.12

d mm	100	150	250
-----------	-----	-----	-----

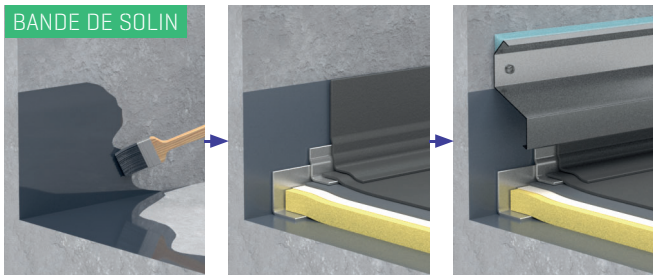
Selon nature de la protection

Voir le Calepin de chantier® *Toitures-Terrasses*

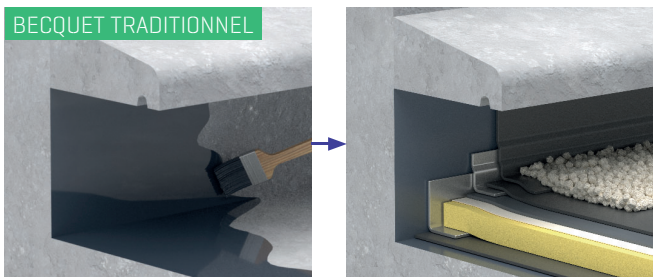





BANDE DE SOLIN

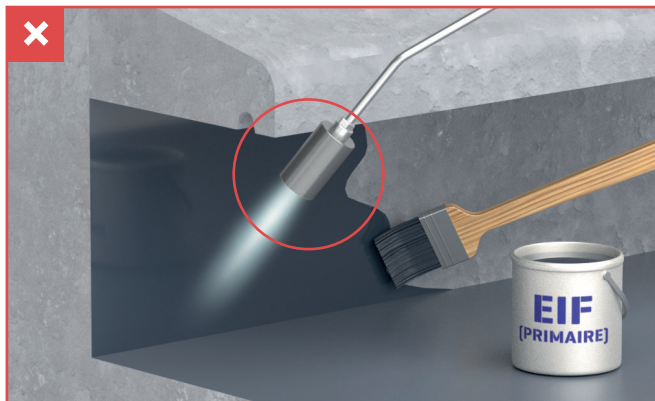




BECQUET TRADITIONNEL



BANDEAU VISSÉ-COLLÉ








PROTECTION EN TÊTE DES RELEVÉS

BANDEAU VISSÉ-COLLÉ



SELON
ATec / DTA

BANDE DE SOLIN

